

CITY COPY

2018 MUNICIPAL DATA SHEET
(Must Accompany 2018 Budget)

MUNICIPALITY: CITY OF SALEM COUNTY: SALEM

<u>Charles Washington, Jr.</u> Mayor's Name	<u>12/31/2018</u> Term Expires
--	-----------------------------------

Municipal Officials	
<u>Judson Moore</u> Municipal Clerk	<u>Sept. 2018</u> Date of Orig. Appt.
<u>David Crescenzi</u> Tax Collector	<u>Cert No.</u> <u>1356</u>
<u>David Crescenzi</u> Chief Financial Officer	<u>Cert No.</u> <u>341</u>
<u>Fred S. Caltabiano</u> Registered Municipal Accountant	<u>525</u> Lic No.
<u>Andrea Rhea</u> Municipal Attorney	

Governing Body Members	
Name	Term Expires
<u>Horace Johnson</u>	<u>12/31/2018</u>
<u>Earl R. Gage</u>	<u>12/31/2018</u>
<u>Karen R. Roots</u>	<u>12/31/2019</u>
<u>William Corbin</u>	<u>12/31/2019</u>
<u>Ruth Carter</u>	<u>12/31/2020</u>
<u>Sharon Kellum</u>	<u>12/31/2020</u>
<u>Vaughn Groce</u>	<u>12/31/2021</u>
<u>Jim Smith</u>	<u>12/31/2019</u>


Official Mailing Address of Municipality

City of Salem
17 New Market Street
Salem, NJ 08079
 Fax #: 856-935-4095

Please attach this to your 2018 Budget and Mail to:

Director, Division of Local Government Services
 Department of Community Affairs
 PO Box 803
 Trenton NJ 08625

Division Use Only	
Municode:	_____
Public Hearing Date:	_____




2018

MUNICIPAL BUDGET

Municipal Budget of the City of Salem County of Salem for the Calendar Year 2018.

It is hereby certified the Budget and Capital Budget annexed hereto and hereby made a part hereof is a true copy of the Budget and Capital Budget approved by resolution of the Governing Body on the

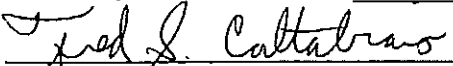

 Clerk
 17 New Market Street
 Address
 Salem, NJ 08079
 Address
 856-935-0373
 Phone Number

2nd day of April, 2018
 and that public advertisement will be made in accordance with the provisions of N.J.S. 40A:4-6 and N.J.A.C. 5:30-4.4(d).

Certified by me, this 2nd day of April, 2018

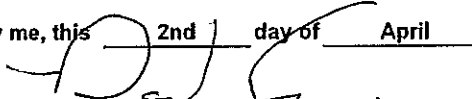
It is hereby certified that the approved Budget annexed hereto and hereby made a part is an exact copy of the original on file with the Clerk of the Governing Body, that all additions are correct, all statements contained herein are in proof, and the total of anticipated revenues equals the total of appropriations.

Certified by me, this 2nd day of April, 2018



 Registered Municipal Accountant
 Woodbury, New Jersey 08096
 Address
 6 N. Broad Street Suite 201
 Address
 (856) 435-6200
 Phone Number

It is hereby certified that the approved Budget annexed hereto and hereby made a part is an exact copy of the original of file with the Clerk of the Governing Body, that all additions are correct, all statements contained herein are in proof, the total of anticipated revenues equals the total of appropriations and the budget is in full compliance with the Local Budget Law, N.J.S. 40A:4-1 et seq.

Certified by me, this 2nd day of April, 2018


 Chief Financial Officer

DO NOT USE THESE SPACES

CERTIFICATION OF ADOPTED BUDGET
 (Do not advertise this Certification form)
 It is hereby certified that the amount to be raised by taxation for local purposes has been compared with the approved Budget previously certified by me and any changes required as a condition to such approval have been made. The adopted budget is certified with respect to the foregoing only.
 STATE OF NEW JERSEY
 Department of Community Affairs
 Director of the Division of Local Government Services
 Dated: 10/21 2018
 By: 

CERTIFICATION OF APPROVED BUDGET
 It is hereby certified that the Approved Budget made part hereof complies with the requirements of law, and approval is given pursuant to N.J.S. 40A:4-79.
 STATE OF NEW JERSEY
 Department of Community Affairs
 Director of the Division of Local Government Services
 Dated: _____ 2018
 By: _____

MUNICIPAL BUDGET NOTICE

Section 1.

Municipal Budget of the City of Salem, County of Salem for the Calendar Year 2018

Be it Resolved, that the following statements of revenues and appropriations shall constitute the Municipal Budget for the Year 2018

Be it Further Resolved, that said Budget be published in the South Jersey Times

in the issue of April 26, 2018

The Governing Body of the City of Salem does hereby approve the following as the Budget for the year 2018.

RECORDED VOTE
(INSERT LAST NAME)

Ayes

Ruth Carter Earl Gage Horace Johnson Sharon Kellum Russell Walker Karen Roots	Nays
--	------

Abstained

--

Absent

Vaughn Groce Lydia Thompson

Notice is hereby given that the Budget and Tax Resolution was approved by the City Council of the City of Salem, County of Salem, on April 2, 2018

A Hearing on the Budget and Tax Resolution will be held at Municipal Building, on May 7, 2018 at

7:00 o'clock (P.M.) at which time and place objections to said Budget and Tax Resolution for the year 2018 may be presented by taxpayers or other interested persons.

EXPLANATORY STATEMENT

SUMMARY OF CURRENT FUND SECTION OF APPROVED BUDGET

	YEAR 2018
General Appropriations For:(Reference to item and sheet number should be omitted in advertised budget)	XXXXXXXXXX
1. Appropriations within "CAPS"-	XXXXXXXXXX
(a) Municipal Purposes {(item H-1, Sheet 19)(N.J.S. 40A:4-45.2)}	6,528,506.05
2. Appropriations excluded from "CAPS"	XXXXXXXXXX
(a) Municipal Purposes {item H-2, Sheet 28}(N.J.S. 40A:4-45.3 as amended)}	1,023,764.93
(b) Local District School Purposes in Municipal Budget(item K, Sheet 29)	-
Total General Appropriations excluded from "CAPS"(item O, sheet 29)	1,023,764.93
3. Reserve for Uncollected Taxes (item M, Sheet 29) Based on Estimated	1,542,848.37
	82.00% Percent of Tax Collections
	Building Aid Allowance 2018 - \$
4 Total General Appropriations (item 9, Sheet 29)	9,095,119.35
	for Schools-State Aid 2017 - \$
5. Less: Anticipated Revenues Other Than Current Property Tax (item 5, Sheet 11)	
(i.e. Surplus, Miscellaneous Revenues and Receipts from Delinquent Taxes)	4,613,563.32
6. Difference: Amount to be Raised by Taxes for Support of Municipal Budget (as follows)	XXXXXXXXXX
(a) Local Tax for Municipal Purposes Including Reserve for Uncollected Taxes (item 6(a), Sheet 11)	4,437,241.13
(b) Addition to Local District School Tax (item 6(b), Sheet 11)	-
(c) Minimum Library Tax	44,314.90

**EXPLANATORY STATEMENT - (CONTINUED)
SUMMARY OF 2017 APPROPRIATIONS EXPENDED AND CANCELED**

	General Budget	Water Utility	Water/Sewer Utility	-
Budget Appropriations - Adopted Budget	10,320,771.32		3,538,812.00	
Budget Appropriation Added by N.J.S 40A:4-87	-			
Emergency Appropriations	-			
Total Appropriations	10,320,771.32	-	3,538,812.00	-
Expenditures:				
Paid or Charged (Including Reserve for Uncollected Taxes)	9,897,496.77		3,384,953.84	
Reserved	423,216.48		112,668.41	
Unexpended Balances Canceled	58.07		41,189.75	
Total Expenditures and Unexpended Balances Cancelled	10,320,771.32	-	3,538,812.00	-
Overexpenditures*	-	-	-	-

Explanations of Appropriations for "Other Expenses"
The amounts appropriated under the title of "Other Expenses" are for operating costs other than "Salaries & Wages."

Some of the items included in "Other Expenses" are:

Materials, supplies and non-bondable equipment;

Repairs and maintenance of buildings, equipment, roads, etc.,

*See Budget Appropriation items so marked to the right of column (Expended 2017 Reserved.)

Contractual services for garbage and trash removal, fire hydrant service, aid to volunteer fire companies, etc;

Printing and advertising, utility services, insurance and many other items essential to the services rendered by municipal government.

EXPLANATORY STATEMENT - (CONTINUED)

BUDGET MESSAGE

Appropriation CAP Calculation (1977 Cap)

The municipal budget for the calendar year 2018 has been prepared within the constraints imposed by Chapter 68, Public Laws of 1976, commonly know as the Appropriation Cap Law. This law imposes a limit on municipal expenditures, which, for the City of Salem, is Calculated as follows:

Total General Appropriations for 2017 CAP Base Adjustments	\$ 10,320,771.00	Amount on which 2.50% CAP is Applied (brought forward)	\$ 6,352,132.00
		2.50% CAP	158,803.30
		Allowable Operating Appropriations before Additional Exceptions per N.J.S.A. 40A:4-45.3	6,510,935.30
Subtotal	<u>10,320,771.00</u>		
Less Exceptions:		Additional Exceptions:	
Total Other Operations	\$ 71,500.00	Available from Banking - 2016	
Total Uniform Construction Code (UCC)	-	Available from Banking - 2017	
Total Interlocal Service Agreements	129,010.00	Assessed Value of New Construction per Assessor's Certification	18,813.33
Total Additional Appropriations	82,063.00	Additional Increase in CAPS per COLA Ordinance	<u>63,521.32</u>
Total Public-Private Offset	1,659,827.00	Total Additional Exceptions	<u>82,334.65</u>
Total Capital Improvements	10,000.00	Total Allowable Appropriations Within CAPS for 2018	<u>\$ 6,593,269.95</u>
Total Debt Service	374,652.00	Total Appropriations Within CAPS for 2018	<u>\$ 6,528,506.05</u>
Total Deferred Charges	90,000.00		
Judgments	-		
Cash Deficit of Preceding Year	-		
Total Appropriation for School Purposes	-		
Transferred to Board of Education	16,514.00		
Reserve for Uncollected Taxes	<u>1,535,073.00</u>		
Total Exceptions	<u>3,968,639.00</u>		
Amount on which 2.50% CAP is Applied (carried forward)	6,352,132.00		

NOTE: Sheet 3b

MANDATORY MINIMUM BUDGET MESSAGE MUST INCLUDE THE FOLLOWING:

1. HOW THE 1977 "CAP" WAS CALCULATED. (Explain in words what the "CAPS" mean and show the figures.)
2. 2010 "CAP" LEVY CAP WORKBOOK SUMMARY
3. A SUMMARY BY FUNCTION OF THE APPROPRIATIONS THAT ARE SPREAD AMONG MORE THAN ONE OFFICIAL LINE ITEM
(e.g. if Police S&W appears in the regular section and also under "Operations Excluded from "CAPS" section, combine the figures for purposes of citizen understanding.)
4. INFORMATION OR A SCHEDULE SHOWING THE AMOUNTS CONTRIBUTED FROM EMPLOYEES, THE EMPLOYER SHARE AND THE TOTAL COST HEALTH CARE COVERAGE (Refer to LFN 2011-4).

EXPLANATORY STATEMENT - (CONTINUED)

BUDGET MESSAGE

Levy CAP Calculation

Chapter 62 of the Laws of 2007 imposed a Property Tax Levy CAP which was amended by P.L. 2008, Chapter 6 and further amended by P.L. 2010, Chapter 44 (S-29 R1) approved July 13, 2010. The law (N.J.S.A. 40A:4-45.44 through 45.47) establishes a formula that limits increases in the local unit amount to be raised by taxation for each local unit budget. The budget contained herewith is within the limits imposed by this law and for the City of Salem is calculated as follows:

Prior Year Amount to be Raised by Taxation for Municipal Purposes	\$ 4,392,961.99	Balance (carried forward)	\$ 4,497,632.30
Cap Base Adjustment (+/-)	-		
Less: Prior Year Deferred Charges to Future Taxation Unfunded	26,000.00	Less - Cancelled or Unexpended Exclusions	58.07
Less: Prior Year Deferred Charges - Emergencies	64,000.00		
Less: Prior Year Recycling Tax	-	Adjusted Tax Levy After Exclusions	4,497,574.23
Less: Changes in Service Provider - Transfer of Service/ Function	-		
Net Prior Year Tax Levy for Municipal Purpose Tax for Cap Calculation	4,302,961.99	Additions:	
Plus: 2% Cap increase	86,059.24	New Ratables - Increased in Valuations	\$ 531,000.00
Adjusted Tax Levy	4,389,021.23	Prior Year's Local Municipal Purpose Tax Rate (per \$100)	3.543
Plus: Assumption of Service/ Function	-	Net Ratable Adjustment to Levy	18,813.33
Adjusted Tax Levy Prior to Exclusions	4,389,021.23	CY 2015 Cap Bank Utilized in CY 2018	-
		CY 2016 Cap Bank Utilized in CY 2018	-
		CY 2017 Cap Bank Utilized in CY 2018	-
Exclusions:		Amounts Approved by Referendum	-
Allowable Shared Service Agreements Increase	\$ -		
Allowable Health Insurance Cost Increase	-	Maximum Allowable Amount to be Raised by Taxation	\$ 4,516,387.56
Allowable Pension Obligations Increase	21,425.00		
Allowable LOSAP Increase	-	Amount to be Raised by Taxation for Municipal Purposes	\$ 4,437,241.13
Allowable Capital Improvements Increase	-		
Allowable Debt Service and Capital Leases Increase	286.07	Unused CY 2018 Tax Levy Available for Banking (CY 2019 - CY 2021)	\$ 79,146.43
Recycling Tax Appropriation	-		
Deferred Charges to Future Taxation Unfunded	22,900.00		
Current Year Deferred Charges - Emergencies	64,000.00		
Add Total Exclusions	108,611.07		
Balance (carried forward)	\$ 4,497,632.30		

EXPLANATORY STATEMENT - (CONTINUED)

BUDGET MESSAGE

Split Function Appropriations:

The following appropriation(s) are appropriated inside and outside of the appropriation CAP:

PERS Bill

Current Fund	150,190.00
Utility Fund	75,093.00
	<u>225,283.00</u>

Health Insurance Appropriation Recap:

The following is a recap of Health Insurance Costs for the Current Budget Year:

Total Health Insurance Cost	\$ 1,736,500.00
Less: Employee Contributions	<u>129,000.00</u>
Net Costs Appropriated	<u>\$ 1,607,500.00</u>
Current Fund Budget Inside CAP	\$ 1,367,500.00
Current Fund Budget Outside CAP	-
Utility Fund Budget Appropriation	<u>240,000.00</u>
	<u>\$ 1,607,500.00</u>

CURRENT FUND- ANTICIPATED REVENUES

GENERAL REVENUES	FCOA	Anticipated		Realized in Cash
		2018	2017	in 2017
1. Surplus Anticipated	08-101	382,200.00	190,000.00	190,000.00
2. Surplus Anticipated with Prior Written Consent of Director of Local Government Services	08-102			
Total Surplus Anticipated	08-100	382,200.00	190,000.00	190,000.00
3. Miscellaneous Revenues - Section A: Local Revenues	xxxxxxx	xxxxxxxxxxx	xxxxxxxxxxx	xxxxxxxxxxx
Licenses:	xxxxxxx	xxxxxxxxxxx	xxxxxxxxxxx	xxxxxxxxxxx
Alcoholic Beverages	08-103			
Other	08-104			
Fees and Permits	08-105			
Fines and Costs:	xxxxxxx			
Municipal Court	08-110	40,240.00	50,000.00	40,243.05
Other	08-109			
Interest and Costs on Taxes	08-112	95,000.00	95,000.00	104,397.84
Interest and Costs on Assessments	08-115			
Parking Meters	08-111			
Interest on Investments and Deposits	08-113			
Anticipated Utility Operating Surplus	08-114			
Street Opening Permits	08-115	3,000.00	4,500.00	3,000.00
Cable Television Franchise Fee	08-116	52,322.00	53,401.00	52,322.59

CURRENT FUND- ANTICIPATED REVENUES-(continued)

GENERAL REVENUES	FCOA	Anticipated		Realized in Cash in 2017
		2018	2017	
3. Miscellaneous Revenues - Section A: Local Revenues (continued):	xxxxxxx	xxxxxxxxxxx	xxxxxxxxxxx	xxxxxxxxxxx
Total Section A: Local Revenues	08-001	190,562.00	202,901.00	199,963.48

CURRENT FUND- ANTICIPATED REVENUES-(continued)

GENERAL REVENUES	FCOA	Anticipated		Realized in Cash
		2018	2017	in 2017
3. Miscellaneous Revenues - Section B: State Aid Without Offsetting Appropriations	xxxxxxx	xxxxxxxxxxx	xxxxxxxxxxx	xxxxxxxxxxx
Transitional Aid	09-212	1,400,000.00	1,130,000.00	1,130,000.00
Consolidated Municipal Property Tax Relief Act	09-200	287,267.00	327,091.00	327,091.00
Energy Receipts Tax (P.L. 1997, Chapters 162 & 167)	09-202	1,108,672.00	1,068,848.00	1,068,848.00
Total Section B: State Aid Without Offsetting Appropriations	09-001	2,795,939.00	2,525,939.00	2,525,939.00

CURRENT FUND- ANTICIPATED REVENUES-(continued)

GENERAL REVENUES	FCOA	Anticipated		Realized in Cash
		2018	2017	in 2017
3. Miscellaneous Revenues - Section C: Dedicated Uniform Construction				
Code Fees Offset with Appropriations(N.J.S. 40A:4-36 & N.J.A.C 5:23-4.17)	XXXXXXX	XXXXXXXXXXX	XXXXXXXXXXX	XXXXXXXXXXX
Uniform Construction Code Fees	08-160			
Special Item of General Revenue Anticipated with Prior Written				
Consent of Director of Local Government Services:	XXXXXXX	XXXXXXXXXXX	XXXXXXXXXXX	XXXXXXXXXXX
Additional Dedicated Uniform Construction Code Fees Offset with	XXXXXXX	XXXXXXXXXXX	XXXXXXXXXXX	XXXXXXXXXXX
Appropriations (NJS 40A:4-45.3h and NJAC 5:23-4.17)	XXXXXXX	XXXXXXXXXXX	XXXXXXXXXXX	XXXXXXXXXXX
Uniform Construction Code Fees	08-160			
Total Section C: Dedicated Uniform Construction Code Fees Offset with Appropriations	08-002	-	-	-

CURRENT FUND- ANTICIPATED REVENUES-(continued)

GENERAL REVENUES	FCOA	Anticipated		Realized in Cash
		2018	2017	in 2017
3. Miscellaneous Revenues - Section D:Special Items of General Revenue Anticipated				
With Prior Written Consent of the Director of Local Government Services -				
Shared Service Agreements Offset with Appropriations	xxxxxxx	xxxxxxxxxxx	xxxxxxxxxxx	xxxxxxxxxxx
Total Section D: Shared Service Agreements Offset With Appropriations	11-001	-	-	-

CURRENT FUND- ANTICIPATED REVENUES-(continued)

GENERAL REVENUES	FCOA	Anticipated		Realized in Cash
		2018	2017	in 2017
3. Miscellaneous Revenue - Section E: Special Items of General Revenue Anticipated With				
 Prior Written Consent of Director of Local Government services - Additional				
 Revenue Offset with Appropriations (N.J.S. 40A:4-45.3h)	xxxxxxx	xxxxxxxxxxx	xxxxxxxxxxx	xxxxxxxxxxx
Garbage and Trash - Pick up Stickers	09-305	82,063.00	82,063.00	83,760.00
Total Section E: Special Item of General Revenue Anticipated with Prior Written				
 Consent of Director of Local Government Services - Additional Revenues	08-003	82,063.00	82,063.00	83,760.00

CURRENT FUND- ANTICIPATED REVENUES-(continued)

GENERAL REVENUES	FCOA	Anticipated		Realized in Cash
		2018	2017	in 2017
3. Miscellaneous Revenues - Section F: Special Items of General Revenue				
Anticipated with Prior Written Consent of Director of Local Government				
Services - Public and Private Revenues Offset with Appropriations:	xxxxxxx	xxxxxxxxxxx	xxxxxxxxxxx	xxxxxxxxxxx
Municipal Alliance on Alcohol and Drug Abuse	10-703	8,336.00		
Clean Communities Program	10-770	11,580.54	26,508.90	26,508.90
New Jersey Motor Vehicle Commission	10-726			
USDA Police Vehicles	10-727			
Recycling Tonnage	10-728	5,256.39	13,366.91	13,366.91
US Marshalls	10-729			
NJDEP Historic Preservation Architectural Survey Grant	10-730			
Body Armor	10-799			
Emergency Well - USDA and Small Cities Grants	10-800		880,950.00	880,950.00
Oak Street Reconstruction - CDBG and DOT Grants	10-801		560,135.00	560,135.00
Economic Development Authority - North Bend Fire Company	10-802		6,109.00	6,109.00
NJ DOT - Reconstruction of Grieves Parkway Phase III	10-803		172,757.00	172,757.00
NJ DOT - Reconstruction of Grieves Parkway Phase IV	10-804	187,604.00		

CURRENT FUND- ANTICIPATED REVENUES-(continued)

GENERAL REVENUES	FCOA	Anticipated		Realized in Cash in 2017
		2018	2017	
3. Miscellaneous Revenues - Section F: Special Items of General Revenue				
Anticipated with Prior Written Consent of Director of Local Government				
Services - Public and Private Revenues Offset with Appropriations (Continued):	xxxxxxx	xxxxxxxxxxx	xxxxxxxxxxx	xxxxxxxxxxx
Total Section F: Special Items of General Revenue Anticipated with Prior Written				
Consent of Director of Local Government Services - Public and Private Revenues	10-001	212,776.93	1,659,826.81	1,659,826.81

CURRENT FUND- ANTICIPATED REVENUES-(continued)

GENERAL REVENUES	FCOA	Anticipated		Realized in Cash
		2018	2017	in 2017
3. Miscellaneous Revenues - Section G: Special Items of General Revenue Anticipated				
with Prior Written Consent of Director of Local Government Services - Other Special Items	xxxxxxx	xxxxxxxxxxx	xxxxxxxxxxx	xxxxxxxxxxx
Utility Operating Surplus of Prior Year	08-116			
Uniform Fire Safety Act	08-106			
Whispering Waters Pilot Agreement	08-125	335,000.00	335,000.00	350,964.00
Senior Village Pilot Agreement	08-126	16,500.00	16,500.00	18,000.00
South Jersey Gas Agreement	08-128	31,224.00	31,224.00	31,224.37
Reserve for Payment of Bonds and Notes	08-130	28,000.00	251,138.86	251,138.86
Unappropriated Grant - Municipal Alliance on Alcohol and Drug Abuse	08-131	5,432.52	7,530.48	7,530.48
Unappropriated Grant - Body Armor	08-132	1,865.87	1,863.38	1,863.38
Reserve for Payment of Guaranteed Debt - General Capital Fund	08-133	10,000.00		

CURRENT FUND- ANTICIPATED REVENUES-(continued)

GENERAL REVENUES	FCOA	Anticipated		Realized in Cash
		2018	2017	in 2017
3. Miscellaneous Revenues - Section G: Special Items of General				
Revenue Anticipated with Prior Written Consent of Director of Local				
Government Services - Other Special Items (continued):	xxxxxxx	xxxxxxxxxxx	xxxxxxxxxxx	xxxxxxxxxxx
Total Section G: Special Items of General Revenue Anticipated with Prior Written				
Consent of Director of Local Government Services - Other Special Items	08-004	428,022.39	643,256.72	660,721.09

CURRENT FUND- ANTICIPATED REVENUES-(continued)

GENERAL REVENUES	FCOA	Anticipated		Realized in Cash
		2018	2017	in 2017
Summary of Revenues	xxxxxxx	xxxxxxxxxxx	xxxxxxxxxxx	xxxxxxxxxxx
1. Surplus Anticipated (Sheet 4, #1)	08-101	382,200.00	190,000.00	190,000.00
2. Surplus Anticipated with Prior Written Consent of Director of Local Government Services(sheet 4, #2)	08-102	-	-	-
3. Miscellaneous Revenues	xxxxxxx	xxxxxxxxxxx	xxxxxxxxxxx	xxxxxxxxxxx
Total Section A: Local Revenues	08-001	190,562.00	202,901.00	199,963.48
Total Section B: State Aid Without Offsetting Appropriations	09-001	2,795,939.00	2,525,939.00	2,525,939.00
Total Section C: Dedicated Uniform Construction Code Fees Offset with Appropriations	08-002	-	-	-
Special items of General Revenue Anticipated with Prior Written Consent of				
Total Section D: Director of Local Government Services - Shared Service Agreements	11-001	-	-	-
Special items of General Revenue Anticipated with Prior Written Consent of				
Total Section E: Director of Local Government Services-Additional Revenues	08-003	82,063.00	82,063.00	83,760.00
Special items of General Revenue Anticipated with Prior Written Consent of				
Total Section F: Director of Local Government Services-Public and Private Revenues	10-001	212,776.93	1,659,826.81	1,659,826.81
Special items of General Revenue Anticipated with Prior Written Consent of				
Total Section G: Director of Local Government Services-Other Special Items	08-004	428,022.39	643,256.72	660,721.09
Total Miscellaneous Revenues	13-099	3,709,363.32	5,113,986.53	5,130,210.38
4. Receipts from Delinquent Taxes	15-499	522,000.00	573,957.00	591,718.86
5. Subtotal General Revenues (Items 1,2,3 and 4)	13-199	4,613,563.32	5,877,943.53	5,911,929.24
6. Amount to be Raised by Taxes for Support of Municipal Budget:	xxxxxxx			
a) Local Tax for Municipal Purposes Including Reserve for Uncollected Taxes	07-190	4,437,241.13	4,392,961.99	xxxxxxxxxxx
b) Addition to Local District School Tax	07-191	-		xxxxxxxxxxx
c) Minimum Library Tax	07-192	44,314.90	49,865.80	
Total Amount to be Raised by Taxes for Support of Municipal Budget	07-199	4,481,556.03	4,442,827.79	4,429,694.10
7. Total General Revenues	13-299	9,095,119.35	10,320,771.32	10,341,623.34

CURRENT FUND - APPROPRIATIONS

8. GENERAL APPROPRIATIONS (A) Operations - within "CAPS"	FCOA	Appropriated				Expended 2017	
		for 2018	for 2017	for 2017 by Emergency Appropriation	Total for 2017 As Modified By All Transfers	Paid or Charged	Reserved
GENERAL GOVERNMENT							
General Administration:							
Salaries and Wages	20-100-1	71,100.00					
Other Expenses	20-100-2	42,125.00					
Human Resources: Other Expenses	20-105-2	-	3,000.00		1,000.00	630.00	370.00
Mayor and Council:							
Salaries and Wages	20-110-1	55,000.00	55,000.00		59,700.00	58,898.85	801.15
Other Expenses	20-110-2	28,000.00	25,000.00		27,000.00	24,500.80	2,499.20
Municipal Clerk:							
Salaries and Wages	20-120-1	85,594.00	85,594.00			88,138.48	
Other Expenses	20-120-2	28,530.00	28,530.00		31,030.00	28,261.09	2,768.91
Financial Administration:							
Salaries and Wages	20-130-1	73,495.00	109,810.00		121,010.00	120,860.60	149.40
Other Expenses	20-130-2	16,020.00	16,020.00		16,020.00	15,197.15	822.85

CURRENT FUND - APPROPRIATIONS

8. GENERAL APPROPRIATIONS		Appropriated				Expended 2017	
(A) Operations - within "CAPS" (Continued)	FCOA	for 2018	for 2017	for 2017 by Emergency Appropriation	Total for 2017 As Modified By All Transfers	Paid or Charged	Reserved
Audit:							
Other Expenses	20-135-2	45,000.00	45,000.00		45,000.00	38,780.00	6,220.00
Revenue Administration:							
Salaries and Wages	20-145-1	39,325.00	39,325.00		39,325.00	33,600.26	5,724.74
Other Expenses	20-145-2	7,850.00	7,850.00		9,350.00	7,605.63	1,744.37
Assessment of Taxes:							
Salaries and Wages	20-150-1	23,882.00	23,882.00		23,882.00	20,896.71	2,985.29
Other Expenses	20-150-2	9,000.00	9,000.00		9,000.00	7,422.52	1,577.48
Legal Services and Costs:							
Other Expenses	20-155-2	78,970.00	78,970.00			82,001.47	
In Rem Foreclosures	20-155-3	55,000.00	55,000.00		35,000.00	19,210.00	15,790.00
Engineering Services and Costs:							
Other Expenses	20-165-2	212,000.00	12,000.00		14,000.00	12,000.00	2,000.00

CURRENT FUND - APPROPRIATIONS

8. GENERAL APPROPRIATIONS	FCOA	Appropriated				Expended 2017	
		for 2018	for 2017	for 2017 by Emergency Appropriation	Total for 2017 As Modified By All Transfers	Paid or Charged	Reserved
(A) Operations - within "CAPS" (Continued)							
Economic Development Agencies:							
Salaries and Wages	20-170-1	6,000.00	6,000.00		1,000.00		1,000.00
Other Expenses	20-170-2	1,000.00	1,000.00		500.00		500.00
LAND USE ADMINISTRATION							
Planning Board							
Other Expenses	21-180-2	24,000.00	17,500.00		19,000.00	18,637.09	362.91
CODE ENFORCEMENT AND ADMINISTRATION							
Demolition of Substandard Buildings:							
Other Expenses	22-195-2	20,000.00	20,000.00		5,000.00		5,000.00
Housing Regulation:							
Salaries and Wages	22-200-1	50,119.00	50,119.00		51,319.00	46,848.24	4,470.76
Other Expenses	22-200-2	45,500.00	45,500.00			42,862.81	
INSURANCE:							
General Liability	23-210-2	283,538.00	283,538.00		283,538.00	283,538.00	
Workers Compensation	23-215-2	121,517.00	121,517.00		121,517.00	121,516.67	0.33
Employee Group Health	23-220-2	1,367,500.00	1,254,500.00		1,254,500.00	1,069,448.90	185,051.10
Unemployment Insurance	23-225-2	2,250.00	2,250.00		2,250.00	1,608.84	641.16

CURRENT FUND - APPROPRIATIONS

8. GENERAL APPROPRIATIONS		Appropriated				Expended 2017	
(A) Operations - within "CAPS" (Continued)	FCOA	for 2018	for 2017	for 2017 by Emergency Appropriation	Total for 2017 As Modified By All Transfers	Paid or Charged	Reserved
PUBLIC SAFETY							
Fire:							
Other Expenses	25-265-2	45,000.00	45,000.00		45,000.00	42,294.29	2,705.71
Police:							
Salaries and Wages	25-240-1	1,732,000.00	1,700,000.00		1,650,000.00	1,594,976.77	55,023.23
Other Expenses	25-240-2	78,000.00	78,000.00		78,000.00	69,522.55	8,477.45
First Aid Organization Contribution	25-260-2	10,000.00	10,000.00		11,000.00	10,681.79	318.21
Office of Emergency Management:							
Salaries and Wages	25-252-1	8,200.00	8,200.00		8,200.00	8,197.20	2.80

CURRENT FUND - APPROPRIATIONS

8. GENERAL APPROPRIATIONS (A) Operations - within "CAPS" (Continued)	FCOA	Appropriated				Expended 2017	
		for 2018	for 2017	for 2017 by Emergency Appropriation	Total for 2017 As Modified By All Transfers	Paid or Charged	Reserved
PUBLIC WORKS FUNCTIONS							
Road Repair and Maintenance:							
Salaries and Wages	26-290-1	362,369.00	358,552.00		358,552.00	354,399.18	4,152.82
Other Expenses	26-290-2	30,000.00	30,000.00		42,000.00	40,577.43	1,422.57
Street Cleaning:							
Salaries and Wages	26-300-1	52,997.00	52,997.00		52,997.00	52,402.39	594.61
Other Expenses	26-300-2	700.00	700.00		700.00	-	700.00
Public Buildings and Grounds:							
Other Expenses	26-310-2	70,000.00	70,000.00		72,000.00	64,782.39	7,217.61
Sanitary Landfill:							
Salaries and Wages	26-305-1	2,400.00	2,400.00		2,400.00	2,300.00	100.00
Other Expenses	26-305-2	83,600.00	83,600.00		84,600.00	84,571.88	28.12
Vehicle Maintenance	26-315-2	30,675.00	30,675.00		30,675.00	30,674.98	0.02

CURRENT FUND - APPROPRIATIONS

8. GENERAL APPROPRIATIONS (A) Operations - within "CAPS" (Continued)	FCOA	Appropriated				Expended 2017	
		for 2018	for 2017	for 2017 by Emergency Appropriation	Total for 2017 As Modified By All Transfers	Paid or Charged	Reserved
HEALTH AND WELFARE							
Public Health Services:							
Other Expenses	27-330-2	350.00	350.00		350.00		350.00
Dog Regulation:							
Other Expenses	27-340-2	22,600.00	22,600.00		22,600.00	8,167.82	14,432.18
RECREATION AND EDUCATION							
Parks and Playgrounds:							
Other Expenses	28-375-2	20,000.00	20,000.00		20,000.00	15,000.00	5,000.00

CURRENT FUND - APPROPRIATIONS

8. GENERAL APPROPRIATIONS (A) Operations - within "CAPS" (Continued)	FCOA	Appropriated				Expended 2017	
		for 2018	for 2017	for 2017 by Emergency Appropriation	Total for 2017 As Modified By All Transfers	Paid or Charged	Reserved
MUNICIPAL COURT							
Salaries and Wages	43-490-1	95,000.00	95,000.00		93,000.00	81,929.21	11,070.79
Other Expenses	43-490-2	17,000.00	17,000.00		17,000.00	11,690.46	5,309.54
Public Defender (P.L. 1997, C.256)							
Other Expenses	43-495-2	9,730.00	9,730.00		9,730.00	9,637.00	93.00
UTILITY EXPENSES AND BULK PURCHASES							
Street Lighting	31-435	120,000.00	120,000.00		120,000.00	118,325.28	1,674.72
Telephone	31-440	74,000.00	74,000.00		74,000.00	73,255.10	744.90
Heating Oil	31-447	25,000.00	25,000.00			13,710.22	
Gasoline	31-460	58,000.00	58,000.00		44,000.00	32,996.04	11,003.96
Natural Gas	31-446	13,755.00	13,755.00		13,755.00	12,829.94	925.06
Electricity	31-430	103,000.00	103,000.00		103,000.00	91,380.30	11,619.70

CURRENT FUND - APPROPRIATIONS

8. GENERAL APPROPRIATIONS (A) Operations - within "CAPS" (Continued)	FCOA	Appropriated				Expended 2017	
		for 2018	for 2017	for 2017 by Emergency Appropriation	Total for 2017 As Modified By All Transfers	Paid or Charged	Reserved
Uniform Construction Code - Appropriations	XXXXX	XXXXXXXXXXXX	XXXXXXXXXXXX	XXXXXXXXXXXX	XXXXXXXXXXXX	XXXXXXXXXXXX	XXXXXXXXXXXX
Offset by Dedicated Revenues (N.J.A.C. 5:23-4.17)	XXXXX	XXXXXXXXXXXX	XXXXXXXXXXXX	XXXXXXXXXXXX	XXXXXXXXXXXX	XXXXXXXXXXXX	XXXXXXXXXXXX
State Uniform Construction Code							
Construction Official	22-195						
Salaries and Wages	22-195-1						
Other Expenses	22-195-2						

CURRENT FUND - APPROPRIATIONS

8. GENERAL APPROPRIATIONS (A) Operations - within "CAPS" (Continued)	FCOA	Appropriated				Expended 2017	
		for 2018	for 2017	for 2017 by Emergency Appropriation	Total for 2017 As Modified By All Transfers	Paid or Charged	Reserved
UNCLASSIFIED:	XXXXX	XXXXXXXXXXXX	XXXXXXXXXXXX	XXXXXXXXXXXX	XXXXXXXXXXXX	XXXXXXXXXXXX	XXXXXXXXXXXX

CURRENT FUND - APPROPRIATIONS

8. GENERAL APPROPRIATIONS	FCOA	Appropriated				Expended 2017	
		for 2018	for 2017	for 2017 by Emergency Appropriation	Total for 2017 As Modified By All Transfers	Paid or Charged	Reserved
(A) Operations - within "CAPS" (Continued)							
UNCLASSIFIED (CONTINUED):	XXXXX	XXXXXXXXXX	XXXXXXXXXX	XXXXXXXXXX	XXXXXXXXXX	XXXXXXXXXX	XXXXXXXXXX
Total Operations {item 8(A)} within "CAPS"	34-199	5,856,691.00	5,424,464.00	-		4,966,766.33	383,446.65
B. Contingent	35-470						
Total Operations Including Contingent-within "CAPS"	34-201	5,856,691.00	5,424,464.00	-	-	4,966,766.33	383,446.65
Detail:							
Salaries and Wages	34-201-1	2,657,481.00	2,586,879.00	-	2,461,385.00	2,463,447.89	86,075.59
Other Expenses (Including Contingent)	34-201-2	3,199,210.00	2,837,585.00	-	2,662,115.00	2,503,318.44	297,371.06

CURRENT FUND - APPROPRIATIONS

8. GENERAL APPROPRIATIONS	FCOA	Appropriated				Expended 2017	
		for 2018	for 2017	for 2017 by Emergency Appropriation	Total for 2017 As Modified By All Transfers	Paid or Charged	Reserved
(E) Deferred Charges and Statutory Expenditures-	XXXXX	XXXXXXXXXXXX	XXXXXXXXXXXX	XXXXXXXXXXXX	XXXXXXXXXXXX	XXXXXXXXXXXX	XXXXXXXXXXXX
Municipal within "CAPS"	XXXXX	XXXXXXXXXXXX	XXXXXXXXXXXX	XXXXXXXXXXXX	XXXXXXXXXXXX	XXXXXXXXXXXX	XXXXXXXXXXXX
(1) DEFERRED CHARGES	XXXXX	XXXXXXXXXXXX	XXXXXXXXXXXX	XXXXXXXXXXXX	XXXXXXXXXXXX	XXXXXXXXXXXX	XXXXXXXXXXXX
Emergency Authorizations	46-870			XXXXXXXXXXXX			XXXXXXXXXXXX
Overexpenditure of Appropriated Grants	46-894	18,839.55	26,448.10	XXXXXXXXXXXX	26,448.10	26,448.10	XXXXXXXXXXXX
2015 Operating Deficit	46-895		-	XXXXXXXXXXXX	-		XXXXXXXXXXXX
Overexpenditure of Improvement Authorization	46-896		251,138.86	XXXXXXXXXXXX	251,138.86	251,138.86	XXXXXXXXXXXX
Deficit Animal Control Fund Reserve	46-897		3,699.66	XXXXXXXXXXXX	3,699.66	3,699.66	XXXXXXXXXXXX
Overexpenditure Appropriations	46-898		7,739.00	XXXXXXXXXXXX	7,739.00	7,739.00	XXXXXXXXXXXX
Overexpenditure of Appropriation Reserves	46-899	6,587.50	4,905.40	XXXXXXXXXXXX	4,905.40	4,905.40	XXXXXXXXXXXX
				XXXXXXXXXXXX			XXXXXXXXXXXX
				XXXXXXXXXXXX			XXXXXXXXXXXX
				XXXXXXXXXXXX			XXXXXXXXXXXX
				XXXXXXXXXXXX			XXXXXXXXXXXX
				XXXXXXXXXXXX			XXXXXXXXXXXX
				XXXXXXXXXXXX			XXXXXXXXXXXX
				XXXXXXXXXXXX			XXXXXXXXXXXX
				XXXXXXXXXXXX			XXXXXXXXXXXX

CURRENT FUND - APPROPRIATIONS

8. GENERAL APPROPRIATIONS	FCOA	Appropriated				Expended 2017	
		for 2018	for 2017	for 2017 by Emergency Appropriation	Total for 2017 As Modified By All Transfers	Paid or Charged	Reserved
(E) Deferred Charges and Statutory Expenditures-	XXXXX	XXXXXXXXXX	XXXXXXXXXX	XXXXXXXXXX	XXXXXXXXXX	XXXXXXXXXX	XXXXXXXXXX
Municipal within "CAPS"(continued)	XXXXX	XXXXXXXXXX	XXXXXXXXXX	XXXXXXXXXX	XXXXXXXXXX	XXXXXXXXXX	XXXXXXXXXX
(2) STATUTORY EXPENDITURES:	XXXXX	XXXXXXXXXX	XXXXXXXXXX	XXXXXXXXXX	XXXXXXXXXX	XXXXXXXXXX	XXXXXXXXXX
Contribution to:							
Public Employees' Retirement System	36-471	150,190.00	164,960.00		164,960.00	164,960.00	
Social Security System (O.A.S.I)	36-472	169,000.00	169,000.00		217,000.00	204,601.23	12,398.77
Consolidated Police and Firemen's Pension Fund	36-474						
Police and Firemen's Retirement System of N.J.	36-475	327,198.00	299,777.00		299,777.00	299,777.00	
Defined Contribution Retirement Program	36-477						
Total Deferred Charges and Statutory							
Expenditures - Municipal within "CAPS"	34-209	671,815.05	927,668.02	-	975,668.02	963,269.25	12,398.77
(F) Judgments	37-480						
(G) Cash Deficit of Preceding Year	46-855						
(H-1)Total General Appropriations for Municipal							
Purposes within "Caps"	34-299	6,528,506.05	6,352,132.02	-	975,668.02	5,930,035.58	395,845.42

CURRENT FUND - APPROPRIATIONS

8. GENERAL APPROPRIATIONS (A) Operations - Excluded from "CAPS"	FCOA	Appropriated				Expended 2017	
		for 2018	for 2017	for 2017 by Emergency Appropriation	Total for 2017 As Modified By All Transfers	Paid or Charged	Reserved
Aid to Library	29-390	71,500.00	71,500.00		71,500.00	71,500.00	

CURRENT FUND - APPROPRIATIONS

8. GENERAL APPROPRIATIONS	FCOA	Appropriated				Expended 2017	
(A) Operations - Excluded from "CAPS" (Continued)		for 2018	for 2017	for 2017 by Emergency Appropriation	Total for 2017 As Modified By All Transfers	Paid or Charged	Reserved
Total Other Operations - Excluded from "CAPS"	34-300	71,500.00	71,500.00	-	71,500.00	71,500.00	-

CURRENT FUND - APPROPRIATIONS

8. GENERAL APPROPRIATIONS	FCOA	Appropriated				Expended 2017	
(A) Operations - Excluded from "CAPS" (Continued)		for 2018	for 2017	for 2017 by Emergency Appropriation	Total for 2017 As Modified By All Transfers	Paid or Charged	Reserved
Uniform Construction Code Appropriations	XXXXX	XXXXXXXXXXXX	XXXXXXXXXXXX	XXXXXXXXXXXX	XXXXXXXXXXXX	XXXXXXXXXXXX	XXXXXXXXXXXX
Offset by Increased Fee Revenues (NJAC 5:23-4.17)	XXXXX	XXXXXXXXXXXX	XXXXXXXXXXXX	XXXXXXXXXXXX	XXXXXXXXXXXX	XXXXXXXXXXXX	XXXXXXXXXXXX
Total Uniform Construction Code Appropriations	22-999	-	-	-	-	-	-

CURRENT FUND - APPROPRIATIONS

8. GENERAL APPROPRIATIONS (A) Operations - Excluded from "CAPS" (Continued)	FCOA	Appropriated				Expended 2017	
		for 2018	for 2017	for 2017 by Emergency Appropriation	Total for 2017 As Modified By All Transfers	Paid or Charged	Reserved
Shared Service Agreements	XXXXX	XXXXXXXXXXXX	XXXXXXXXXXXX	XXXXXXXXXXXX	XXXXXXXXXXXX	XXXXXXXXXXXX	XXXXXXXXXXXX
Police Dispatch Service with County of Salem	42-240-2	129,010.00	129,010.00		129,010.00	129,010.00	
Total Shared Service Agreements	42-999	129,010.00	129,010.00	-	129,010.00	129,010.00	-

CURRENT FUND - APPROPRIATIONS

8. GENERAL APPROPRIATIONS		Appropriated				Expended 2017	
(A) Operations - Excluded from "CAPS" (Continued)	FCOA	for 2018	for 2017	for 2017 by Emergency Appropriation	Total for 2017 As Modified By All Transfers	Paid or Charged	Reserved
Additional Appropriations Offset by	XXXXX	XXXXXXXXXXXX	XXXXXXXXXXXX	XXXXXXXXXXXX	XXXXXXXXXXXX	XXXXXXXXXXXX	XXXXXXXXXXXX
Revenues (N.J.S. 40A:4-45.3h)	XXXXX	XXXXXXXXXXXX	XXXXXXXXXXXX	XXXXXXXXXXXX	XXXXXXXXXXXX	XXXXXXXXXXXX	XXXXXXXXXXXX
Garbage and Trash Collection							
Other Expenses	32-305-2	82,063.00	82,063.00		82,063.00	80,942.96	1,120.04
Total Additional Appropriations Offset by							
Revenues (N.J.S. 40A:4-45.3h)	34-303	82,063.00	82,063.00	-	82,063.00	80,942.96	1,120.04

CURRENT FUND - APPROPRIATIONS

8. GENERAL APPROPRIATIONS	FCOA	Appropriated				Expended 2017	
		for 2018	for 2017	for 2017 by Emergency Appropriation	Total for 2017 As Modified By All Transfers	Paid or Charged	Reserved
(A) Operations - Excluded from "CAPS" (Continued)							
Public and Private Programs Offset by Revenues	XXXXX	XXXXXXXXXXXX	XXXXXXXXXXXX	XXXXXXXXXXXX	XXXXXXXXXXXX	XXXXXXXXXXXX	XXXXXXXXXXXX
Municipal Alliance on Alcohol and Drug Abuse	41-703	10,420.00					
Clean Communities Program	41-770	11,580.54	26,508.90		26,508.90	26,508.90	
New Jersey Motor Vehicle Commission	41-726						
USDA Police Vehicles	41-727						
Recycling Tonnage	41-728	5,256.39	13,366.91		13,366.91	13,366.91	
US Marshalls	41-729						
NJDEP Historic Preservation Architectural Survey Grant	41-730						
Body Armor	41-799						
Emergency Well - USDA and Small Cities Grants	41-800		880,950.00		880,950.00	880,950.00	
Oak Street Reconstruction - CDBG and DOT Grants	41-801		560,135.00			560,135.00	
Economic Development Authority - North Bend Fire Company	41-802		6,109.00		6,109.00	6,109.00	
NJ DOT - Reconstruction of Grieves Parkway Phase III	41-803		172,757.00		172,757.00	172,757.00	
NJ DOT - Reconstruction of Grieves Parkway Phase IV	41-804	187,604.00					

CURRENT FUND - APPROPRIATIONS

8. GENERAL APPROPRIATIONS (A) Operations - Excluded from "CAPS" (Continued)	FCOA	Appropriated				Expended 2017	
		for 2018	for 2017	for 2017 by Emergency Appropriation	Total for 2017 As Modified By All Transfers	Paid or Charged	Reserved
Public and Private Programs Offset by Revenues	XXXXX	XXXXXXXXXX	XXXXXXXXXX	XXXXXXXXXX	XXXXXXXXXX	XXXXXXXXXX	XXXXXXXXXX
(Continued)	XXXXX	XXXXXXXXXX	XXXXXXXXXX	XXXXXXXXXX	XXXXXXXXXX	XXXXXXXXXX	XXXXXXXXXX
Total Public and Private Programs Offset							
by Revenues	40-999	214,860.93	1,659,826.81	-		1,659,826.81	-
							-
Total Operations - Excluded from "CAPS"	34-305	497,433.93	1,942,399.81	-	282,573.00	1,941,279.77	1,120.04
Detail:							
Salaries & Wages	34-305-1	-	-	-	-	-	-
Other Expenses	34-305-2	497,433.93	1,942,399.81	-	1,382,264.81	1,941,279.77	1,120.04

CURRENT FUND - APPROPRIATIONS

8. GENERAL APPROPRIATIONS (C) Capital Improvements - Excluded from "CAPS" (Continued)	FCOA	Appropriated				Expended 2017	
		for 2018	for 2017	for 2017 by Emergency Appropriation	Total for 2017 As Modified By All Transfers	Paid or Charged	Reserved
Public and Private Programs Offset by Revenues:	xxxxx	xxxxxxxxxxx	xxxxxxxxxxx	xxxxxxxxxxx	xxxxxxxxxxx	xxxxxxxxxxx	xxxxxxxxxxx
New Jersey DOT Trust Fund Authority Act	41-865						
Total Capital Improvements Excluded from "CAPS"	44-999	10,000.00	10,000.00	-	10,000.00	10,000.00	-

CURRENT FUND - APPROPRIATIONS

8. GENERAL APPROPRIATIONS	FCOA	Appropriated				Expended 2017	
		for 2018	for 2017	for 2017 by Emergency Appropriation	Total for 2017 As Modified By All Transfers	Paid or Charged	Reserved
(D)Municipal Debt Service - Excluded from "CAPS"							
Payment of Bond Principal	45-920	235,000.00	225,000.00		225,000.00	225,000.00	XXXXXXXXXX
Payment of Bond Anticipation Notes and Capital Notes	45-925						XXXXXXXXXX
Interest on Bonds	45-930	73,400.00	80,300.00		80,300.00	80,242.57	XXXXXXXXXX
Interest on Notes	45-935	4,480.00	4,352.00		4,352.00	4,351.36	XXXXXXXXXX
Green Trust Loan Program:	XXXXX	XXXXXXXXXX	XXXXXXXXXX	XXXXXXXXXX	XXXXXXXXXX	XXXXXXXXXX	XXXXXXXXXX
Loan Repayments for Principal and Interest	45-940						XXXXXXXXXX
							XXXXXXXXXX
Debt Service Guarantee	45-943	100,000.00	65,000.00		65,000.00	65,000.00	XXXXXXXXXX
							XXXXXXXXXX
							XXXXXXXXXX
Capital Lease Obligations	45-941						XXXXXXXXXX
							XXXXXXXXXX
							XXXXXXXXXX
							XXXXXXXXXX
							XXXXXXXXXX
							XXXXXXXXXX
							XXXXXXXXXX
							XXXXXXXXXX
Total Municipal Debt Service-Excluded from "CAPS"	45-999	412,880.00	374,652.00	-	374,652.00	374,593.93	XXXXXXXXXX

CURRENT FUND - APPROPRIATIONS

8. GENERAL APPROPRIATIONS	FCOA	Appropriated				Expended 2017	
		for 2018	for 2017	for 2017 by Emergency Appropriation	Total for 2017 As Modified By All Transfers	Paid or Charged	Reserved
(E) Deferred Charges - Municipal Excluded from "CAPS"							
(1) DEFERRED CHARGES:	XXXXX	XXXXXXXXXX	XXXXXXXXXX	XXXXXXXXXX	XXXXXXXXXX	XXXXXXXXXX	XXXXXXXXXX
Emergency Authorizations	46-870			XXXXXXXXXX			XXXXXXXXXX
Special Emergency Authorizations-				XXXXXXXXXX			XXXXXXXXXX
5 Years(N.J.S.40A:4-55)	46-875	64,000.00	64,000.00	XXXXXXXXXX	64,000.00	64,000.00	XXXXXXXXXX
Special Emergency Authorizations-				XXXXXXXXXX			XXXXXXXXXX
3 Years (N.J.S. 40A:4-55.1 & 40A:4-55.13)	46-871			XXXXXXXXXX			XXXXXXXXXX
Deferred to Future Taxation Unfunded:-				XXXXXXXXXX			XXXXXXXXXX
Ord 06-13 (24,000) and Ord 08-10 (2,000)	46-876		26,000.00	XXXXXXXXXX	26,000.00	26,000.00	XXXXXXXXXX
Ord 05-28 (3,864) and Ord 08-10 (19,036)	46-877	22,900.00		XXXXXXXXXX			XXXXXXXXXX
Total Deferred Charges - Municipal-				XXXXXXXXXX			XXXXXXXXXX
Excluded from "CAPS"	46-999	86,900.00	90,000.00	XXXXXXXXXX	90,000.00	90,000.00	XXXXXXXXXX
(F) Judgments (N.J.S.A. 40A:4-45.3cc)	37-480			XXXXXXXXXX			XXXXXXXXXX
(N)Transferred to Board of Education for Use of				XXXXXXXXXX			XXXXXXXXXX
Local Schools (N.J.S.A. 40:48-17.1 & 17.3)	29-405	16,551.00	16,514.00	XXXXXXXXXX	16,514.00	16,514.00	XXXXXXXXXX
				XXXXXXXXXX			XXXXXXXXXX
(G)With Prior Consent of Local Finance Board:				XXXXXXXXXX			XXXXXXXXXX
Cash Deficit of Preceding Year	46-885			XXXXXXXXXX			XXXXXXXXXX
				XXXXXXXXXX			XXXXXXXXXX
(H-2) Total General Appropriations for Municipal				XXXXXXXXXX			XXXXXXXXXX
Purposes Excluded from "CAPS"	34-309	1,023,764.93	2,433,565.81	-	773,739.00	2,432,387.70	1,120.04

CURRENT FUND - APPROPRIATIONS

8. GENERAL APPROPRIATIONS	FCOA	Appropriated				Expended 2017	
		for 2018	for 2017	for 2017 by Emergency Appropriation	Total for 2017 As Modified By All Transfers	Paid or Charged	Reserved
For Local District School Purposes-Excluded from "CAPS"	xxxxxx	xxxxxxxxxxx	xxxxxxxxxxx	xxxxxxxxxxx	xxxxxxxxxxx	xxxxxxxxxxx	xxxxxxxxxxx
(1) Type 1 District School Debt Service	xxxxxx	xxxxxxxxxxx	xxxxxxxxxxx	xxxxxxxxxxx	xxxxxxxxxxx	xxxxxxxxxxx	xxxxxxxxxxx
Payment of Bond Principal	48-920						xxxxxxxxxxx
Payment of Bond Anticipation Notes	48-925						xxxxxxxxxxx
Interest on Bonds	48-930						xxxxxxxxxxx
Interest on Notes	48-935						xxxxxxxxxxx
Total of Type 1 District School Debt Service							
-Excluded from "CAPS"	48-999	-	-	-	-	-	xxxxxxxxxxx
(J) Deferred Charges and Statutory Expenditures-							
Local School - Excluded from "CAPS"	xxxxxx	xxxxxxxxxxx	xxxxxxxxxxx	xxxxxxxxxxx	xxxxxxxxxxx	xxxxxxxxxxx	xxxxxxxxxxx
Emergency Authorizations - Schools	29-406			xxxxxxxxxxx			xxxxxxxxxxx
Capital Project for Land, Building or Equipment N.J.S. 18A:22-20	29-407						xxxxxxxxxxx
Total of Deferred Charges and Statutory Expend-							
itures- Local School- Excluded from "CAPS"	29-409	-	-	-	-	-	xxxxxxxxxxx
(K) Total Municipal Appropriations for Local District School							
Purposes {(item (1) and (j))- Excluded from "CAPS"	29-410	-	-	-	-	-	xxxxxxxxxxx
(O) Total General Appropriations - Excluded from "CAPS"	34-399	1,023,764.93	2,433,565.81	-	773,739.00	2,432,387.70	1,120.04
(L) Subtotal General Appropriations {items (H-1) and (O)}	34-400	7,552,270.98	8,785,697.83	-	1,749,407.02	8,362,423.28	396,965.46
(M) Reserve for Uncollected Taxes	50-899	1,542,848.37	1,535,073.49	xxxxxxxxxxx	1,535,073.49	1,535,073.49	xxxxxxxxxxx
9. Total General Appropriations	34-499	9,095,119.35	10,320,771.32	-	3,284,480.51	9,897,496.77	396,965.46

CURRENT FUND - APPROPRIATIONS

8. GENERAL APPROPRIATIONS	FCOA	Appropriated				Expended 2017	
		for 2018	for 2017	for 2017 by Emergency Appropriation	Total for 2017 As Modified By All Transfers	Paid or Charged	Reserved
Summary of Appropriations							
(H-1) Total General Appropriations for Municipal Purposes within "CAPS"	34-299	6,528,506.05	6,352,132.02	-	975,668.02	5,930,035.58	395,845.42
	xxxxxxx						
(A) Operations- Excluded from "CAPS"	xxxxxxx	xxxxxxxxxxx	xxxxxxxxxxx	xxxxxxxxxxx	xxxxxxxxxxx	xxxxxxxxxxx	xxxxxxxxxxx
Other Operations	34-300	71,500.00	71,500.00	-	71,500.00	71,500.00	-
Uniform Construction Code	22-999	-	-	-	-	-	-
Shared Service Agreements	42-999	129,010.00	129,010.00	-	129,010.00	129,010.00	-
Additional Appropriations Offset by Revs.	34-303	82,063.00	82,063.00	-	82,063.00	80,942.96	1,120.04
Public & Private Progs Offset by Revs.	40-999	214,860.93	1,659,826.81	-	-	1,659,826.81	-
Total Operations- Excluded from "CAPS"	34-305	497,433.93	1,942,399.81	-	282,573.00	1,941,279.77	1,120.04
(C) Capital Improvements	44-999	10,000.00	10,000.00	-	10,000.00	10,000.00	-
(D) Municipal Debt Service	45-999	412,880.00	374,652.00	-	374,652.00	374,593.93	xxxxxxxxxxx
(E) Total Deferred Charges (sheet 28)	46-999	86,900.00	90,000.00	xxxxxxxxxxx	90,000.00		xxxxxxxxxxx
(F) Judgments	37-480	-	-	xxxxxxxxxxx	-	-	xxxxxxxxxxx
(G) Cash Deficit	46-885	-	-	xxxxxxxxxxx	-	-	xxxxxxxxxxx
(K) Local District School Purposes	24-410	-	-	-	-	-	xxxxxxxxxxx
(N) Transferred to Board of Education	29-405	16,551.00	16,514.00	xxxxxxxxxxx	16,514.00	16,514.00	xxxxxxxxxxx
(M) Reserve for Uncollected Taxes	50-899	1,542,848.37	1,535,073.49	xxxxxxxxxxx	1,535,073.49	1,535,073.49	xxxxxxxxxxx
Total General Appropriations	34-499	9,095,119.35	10,320,771.32	-	3,284,480.51	9,807,496.77	396,965.46

DEDICATED WATER/SEWER UTILITY BUDGET

10. DEDICATED REVENUES FROM WATER/SEWER UTILITY	FCOA	Anticipated		Realized in Cash in 2017
		2018	2017	
Operating Surplus Anticipated	08-501	200,908.00	200,908.00	200,908.00
Operating Surplus Anticipated with Prior Written Consent of Director of Local Government Services	08-502			
Total Operating Surplus Anticipated	08-500	200,908.00	200,908.00	200,908.00
Rents	08-501	2,935,800.00	2,976,700.00	2,935,876.63
Miscellaneous	08-502	402,104.00	361,204.00	456,008.33
Special Items of General Revenue Anticipated with Prior Written Consent of Director of Local Government Services	xxxxxx	xxxxxxxxxx	xxxxxxxxxx	xxxxxxxxxx
	08-xxx			
Deficit(General Budget)	08-549			
Total Water/Sewer Utility Revenues	08-599	3,538,812.00	3,538,812.00	3,592,792.96

Use a separate set of sheets for each separate Utility.

DEDICATED WATER/SEWER UTILITY BUDGET - (CONTINUED)

	FCOA	Appropriated				Expended 2017	
		for 2018	for 2017	for 2017 by Emergency Appropriation	Total for 2017 As Modified By All Transfers	Paid or Charged	Reserved
11. APPROPRIATIONS FOR WATER/SEWER UTILITY							
Operating:	xxxxxx	xxxxxxxxxx	xxxxxxxxxx	xxxxxxxxxx	xxxxxxxxxx	xxxxxxxxxx	xxxxxxxxxx
Salaries & Wages	55-501	850,000.00	960,000.00		960,000.00	873,054.62	86,945.38
Other Expenses	55-502	1,635,000.00	1,525,000.00		1,525,000.00	1,505,560.23	19,439.77
Capital Improvements:	xxxxxx	xxxxxxxxxx	xxxxxxxxxx	xxxxxxxxxx	xxxxxxxxxx	xxxxxxxxxx	xxxxxxxxxx
Down Payments on Improvements	55-510						
Capital Improvement Fund	55-511	20,000.00	20,000.00	xxxxxxxxxx	20,000.00	20,000.00	
Capital Outlay	55-512						
Debt Service	xxxxxx	xxxxxxxxxx	xxxxxxxxxx	xxxxxxxxxx	xxxxxxxxxx	xxxxxxxxxx	
Payment of Bond Principal	55-520	573,125.00	560,000.00		560,000.00	559,932.19	xxxxxxxxxx
Payment of Bond Anticipation Notes and Capital Notes	55-521						xxxxxxxxxx
Interest on Bonds	55-522	281,945.00	301,000.00		301,000.00	259,878.06	xxxxxxxxxx
Interest on Notes	55-523						xxxxxxxxxx
							xxxxxxxxxx

DEDICATED WATER/SEWER UTILITY BUDGET - (CONTINUED)

	FCOA	Appropriated				Expended 2017	
		for 2018	for 2017	for 2017 by Emergency Appropriation	Total for 2017 As Modified By All Transfers	Paid or Charged	Reserved
11. APPROPRIATIONS FOR WATER/SEWER UTILITY							
Deferred Charges and Statutory Expenditures:	xxxxxx	xxxxxxxxxx	xxxxxxxxxx	xxxxxxxxxx	xxxxxxxxxx	xxxxxxxxxx	xxxxxxxxxx
DEFERRED CHARGES:	xxxxxx	xxxxxxxxxx	xxxxxxxxxx	xxxxxxxxxx	xxxxxxxxxx	xxxxxxxxxx	xxxxxxxxxx
Emergency Authorizations	55-530			xxxxxxxxxx			xxxxxxxxxx
Overexpenditure of Appropriation	55-531			xxxxxxxxxx			xxxxxxxxxx
Overexpenditure of Appropriation Reserves	55-532			xxxxxxxxxx			xxxxxxxxxx
Ordinance 09-14	55-533	-	16,438.48	xxxxxxxxxx	16,438.48	16,438.48	xxxxxxxxxx
Ordinance 07-15, 08-18, 09-15	55-534	29,649.00	561.52	xxxxxxxxxx	561.52	561.52	xxxxxxxxxx
STATUTORY EXPENDITURES:	xxxxxx	xxxxxxxxxx	xxxxxxxxxx	xxxxxxxxxx	xxxxxxxxxx	xxxxxxxxxx	xxxxxxxxxx
Contribution to:							
Public Employees' Retirement System	55-540	75,093.00	81,812.00		81,812.00	81,812.00	
Social Security System (O.A.S.I.)	55-541	74,000.00	74,000.00		74,000.00	67,716.74	6,283.26
Unemployment Compensation Insurance (N.J.S.A. 43:21-3 et. seq.)	55-542						
Judgments	55-531						
Deficits in Operation in Prior Years	55-532			xxxxxxxxxx			xxxxxxxxxx
Surplus(General Budget)	55-545			xxxxxxxxxx			xxxxxxxxxx
Total Water/Sewer Utility Appropriations	55-599	3,538,812.00	3,538,812.00	-	3,538,812.00	3,384,953.84	112,668.41

DEDICATED ASSESSMENT BUDGET

14. DEDICATED REVENUES FROM	FCOA	Anticipated		Realized in Cash 2017
		2018	2017	
Assessment Cash	51-101			
Deficit (General Budget)	51-885			
Total Assessment Revenues	51-899	-	-	-
15. APPROPRIATIONS FOR ASSESSMENT DEBT	FCOA	Appropriated		Expended 2017 Paid or Charged
		2018	2017	
Payment of Bond Principal	51-920			
Payment of Bond Anticipation Notes	51-925			
Total Assessment Appropriations	51-999	-	-	-

DEDICATED WATER UTILITY ASSESSMENT BUDGET

14. DEDICATED REVENUES FROM	FCOA	Anticipated		Realized in Cash 2017
		2018	2017	
Assessment Cash	52-101			
Deficit Water Utility Budget	52-885			
Total Water Utility Assessment Revenues	52-899	-	-	-
15. APPROPRIATIONS FOR ASSESSMENT DEBT	FCOA	Appropriated		Expended 2017 Paid or Charged
		2018	2017	
Payment of Bond Principal	52-920			
Payment of Bond Anticipation Notes	52-925			
Total Water Utility Assessment Appropriations	52-999	-	-	-

DEDICATED ASSESSMENT BUDGET		UTILITY		
14. DEDICATED REVENUE FROM	FCOA	2018	2017	Realized In Cash 2017
Assessment Cash	53-101			
Deficit (_____)	53-885			
Total _____ Assessment Revenues	53-899	-	-	-
				Expended 2017
15. APPROPRIATIONS FOR ASSESSMENT DEBT	FCOA	2018	2017	Paid or Charged
Payment of Bond Principal	53-920			
Payment of Bond Anticipation Notes	53-925			
Total _____ Utility	53-999	-	-	-
Assessment Appropriations				

Dedication by Rider- (N.J.S. 40a:4-39) The dedicated revenues anticipated during the year 2018 from Animal Control; State or Federal Aid for Maintenance of Libraries, Bequest, Escheat; Federal Grant; Construction Code Fees Due Hackensack Meadowlands Development Commission; Outside Employment of Off-Duty Municipal Police Officers; Unemployment Compensation Insurance; Reimbursement of Sale of Gasoline to State Automobiles; State Training Fees - Uniform Construction Code Act; Older Americans Act - Program Contributions; Municipal Alliance on Alcoholism and Drug Abuse - Program Income;

Parking Offenses Adjudication Act, Construction Code Fees, Accumulated Absences, Developer's Escrow Fund, Sanitary Landfill Facilities Closure and Contingency Fund, Municipal Public Defense Community Development Block Grant Act of 1974, UDAG Loan Repayment Program, Shade Tree Commission Donations, Municipal Pool Donations, Outside Employment of Off-Duty Municipal Police Officer

are hereby anticipated as revenue and are hereby appropriated for the purposes to which said revenue is dedicated by statute or other legal requirement.

(Insert additional appropriate titles in space above when applicable, if resolution for rider has been approved by the Director)

APPENDIX TO BUDGET STATEMENT

CURRENT FUND BALANCE SHEET - DECEMBER 31, 2017

ASSETS		
Cash and Investments	1110100	1,860,511.01
Prepaid Debt Service	1111000	297,025.00
Federal and State Grants Receivable	1110200	
Receivables with Offsetting Reserves:	xxxxxxxxx	xxxxxxxxxxxxx
Taxes Receivable	1110300	1,307,320.41
Tax Title Liens Receivable	1110400	3,381,009.76
Property Acquired by Tax Title Lien		
Liquidation	1110500	2,759,700.00
Other Receivables	1110600	
Deferred Charges Required to be in 2018 Budget	1110700	89,427.05
Deferred Charges Required to be in Budgets		
Subsequent to 2018	1110800	192,000.00
Total Assets	1110900	9,886,993.23

LIABILITIES, RESERVES AND SURPLUS

*Cash Liabilities	2110100	1,714,329.48
Reserves for Receivables	2110200	7,448,030.17
Surplus	2110300	724,633.58
Total Liabilities, Reserves and Surplus		9,886,993.23

School Tax Levy Unpaid	2220110	1,449,648.12
Less School Tax Deferred	2220200	1,232,229.00
*Balance Included in Above		
"Cash Liabilities"	2220300	217,419.12

COMPARATIVE STATEMENT OF CURRENT FUND OPERATIONS AND CHANGE IN CURRENT SURPLUS

		YEAR 2017	YEAR 2016
Surplus Balance, January 1st	2310100	422,716.93	72,394.87
CURRENT REVENUE ON A CASH BASIS			
Current Taxes			
*(Percentage collected: 2017 - 81.71%, 2016 - 83.17%)	2310200	6,943,571.80	6,925,769.53
Delinquent Taxes	2310300	591,718.86	757,310.36
Other Revenues and Additions to Income	2310400	5,602,879.95	3,721,609.82
Total Funds	2310500	13,560,887.54	11,477,084.58
EXPENDITURES AND TAX REQUIREMENTS:			
Municipal Appropriations	2310600	8,785,639.76	7,306,784.09
School Taxes (Including Local and Regional)	2310700	2,485,645.00	2,473,242.00
County Taxes(Including Added Tax Amounts)	2310800	1,563,306.19	1,596,577.65
Special District Taxes	2310900		
Total Expenditures and Tax Requirements	2311000	1,663.01	5,502.91
Less: Expenditures to be Raised by Future Taxes	2311200	-	327,739.00
Total Adjusted Expenditures and Tax Requirements	2311300	12,836,253.96	11,054,367.65
Surplus Balance - December 31st	2311400	724,633.58	422,716.93

*Nearest even percentage may be used

Proposed Use of Current Fund Surplus in 2018 Budget

Surplus Balance December 31, 2017	2311500	724,633.58
Current Surplus Anticipated in 2018 Budget	2311600	382,200.00
Surplus Balance Remaining	2311700	342,433.58

(Important: This appendix must be included in advertisement of budget.)

2018

CAPITAL BUDGET AND CAPITAL IMPROVEMENT PROGRAM

This section is included with the Annual Budget pursuant to N.J.S.C. 5:30-4. It does not in itself confer any authorization to raise or expend funds. Rather it is a document used as part of the local unit's planning and management program. Specific authorization to expend funds for purposes described in this section must be granted elsewhere, by a separate bond ordinance, by inclusion of a line item in the Capital Improvement Section of this budget, by an ordinance taking the money from the Capital Improvement Fund, or other lawful means.

CAPITAL BUDGET

- A plan for all capital expenditures for the current fiscal year.
If no Capital Budget is included, check the reason why:

- Total capital expenditures this year do not exceed \$25,000, including appropriations for Capital Improvement Fund, Capital Line Items and Down Payments on Improvements.
- No bond ordinances are planned this year.

CAPITAL IMPROVEMENT PROGRAM

- A multi-year list of planned capital projects, including the current year.
Check appropriate box for number of years covered, including current year:

- 3 years. (Population under 10,000)
- 6 years. (Over 10,000 and all county governments)
- ____ years. (Exceeding minimum time period)

Check if municipality is under 10,000, has not expended more than \$25,000 annually for capital purposes in immediately previous three years, and is not adopting CIP.

NARRATIVE FOR CAPITAL IMPROVEMENT PROGRAM

The Capital Projects identified herein reflect the plans of the governing body and will only become effective upon successful passage of the applicable ordinances.

**3 YEAR CAPITAL PROGRAM 2018 - 2020
Anticipated Project Schedule and Funding Requirements**

Local Unit City of Salem

PROJECT TITLE	2 PROJECT NUMBER	3 ESTIMATED TOTAL COSTS	4 ESTIMATED COMPLETION TIME	Local Unit					
				5a 2018	5b 2019	5c 2020	5d 2021	5e 2022	5f 2023
		-							
Various Equipment and Vehicles	1	100,000.00	2018	100,000.00					
Various Water/Sewer Improvements	2	530,000.00	2018	530,000.00					
		-							
		-							
		-							
		-							
		-							
		-							
		-							
		-							
		-							
		-							
		-							
		-							
		-							
		-							
		-							
		-							
		-							
TOTAL - ALL PROJECTS	33-299	630,000.00		630,000.00	-	-	-	-	-

**3 YEAR CAPITAL PROGRAM 2018 - 2020
SUMMARY OF ANTICIPATED FUNDING SOURCES AND AMOUNTS**

Local Unit

City of Salem

1 PROJECT TITLE	2 Estimated Total Cost	BUDGET APPROPRIATIONS		4 Capital Improve- ment Fund	5 Capital Surplus	6 Grants-in- Aid and Other Funds	BONDS AND NOTES			
		3a Current Year 2018	3b Future Years				7a General	7b Self Liquidating	7c Assessment	7d School
	-			-						
Various Equipment and Vehicles	100,000.00			10,000.00			90,000.00			
Various Water/Sewer Improvements	530,000.00			30,000.00				500,000.00		
	-									
	-									
	-									
	-									
	-									
	-									
	-									
	-									
	-									
	-									
	-									
	-									
	-									
	-									
	-									
	-									
TOTAL - ALL PROJECTS 33-399	630,000.00	-	-	40,000.00	-	-	90,000.00	500,000.00	-	-

SECTION 2 - UPON ADOPTION FOR YEAR 2018
(Only to be Included in the Budget as Finally Adopted)

RESOLUTION

Be it Resolved by the City Council of the City of Salem, County of Salem, that the budget hereinbefore set forth is hereby adopted and shall constitute an appropriation for the purposes stated of the sums therein set forth as appropriations, and authorization of the amount of:

(a)\$	4,437,241.13	(Item 2 below) for municipal purposes, and
(b)\$	-	(Item 3 below) for school purposes in Type I School District only (N.J.S. 18A:9-2) to be raised by taxation and,
(c)\$	-	(Item 4 below) to be added to the certificate of amount to be raised by taxation for local school purposes in Type II School Districts only (N.J.S. 18A:9-3) and certification to the County Board of Taxation of the following summary of general revenues and appropriations.
(d)\$	-	(Sheet 43) Open Space, Recreation, Farmland and Historic Preservation Trust Fund Levy
(e)\$	44,314.90	(Item 5 below) Minimum Library Tax

RECORDED VOTE
 Ayes { Gage
 Roots
 Corbin
 Carter
 Kellom
 (Insert last name)


SUMMARY OF REVENUES
 Nays {
 Absent { H. Johnson
 J. Smith
 Abstained {

1. General Revenues			
Surplus Anticipated	08-100		382,200.00
Miscellaneous Revenues Anticipated	13-099		3,709,363.32
Receipts from Delinquent Taxes	15-499		522,000.00
2. AMOUNT TO BE RAISED BY TAXATION FOR MUNICIPAL PURPOSES (Item 6(a), Sheet 11)			
	07-190		4,437,241.13
3. AMOUNT TO BE RAISED BY TAXATION FOR SCHOOLS IN TYPE I SCHOOL DISTRICTS ONLY:			
Item 6, Sheet 42		07-195	-
Item 6(b), Sheet 11 (N.J.S. 40A:4-14)		07-191	-
Total Amount to be Raised by Taxation for Schools in Type I School Districts Only			
4. To Be Added TO THE CERTIFICATE FOR AMOUNT TO BE RAISED BY TAXATION FOR SCHOOLS IN TYPE II SCHOOL DISTRICTS ONLY:			
Item 6(b), Sheet 11 (N.J.S. 40A:4-14)		07-191	-
5. AMOUNT TO BE RAISED BY TAXATION MINIMUM LIBRARY LEVY			
		07-192	44,314.90
Total Revenues			
		13-299	9,095,119.35

SUMMARY OF APPROPRIATIONS

5. GENERAL APPROPRIATIONS	XXXXXXXXXX	XXXXXXXXXXXXXXXXXXXX
Within "CAPS"	XXXXXXXXXX	XXXXXXXXXXXXXXXXXXXX
(a&b) Operations including Contingent	34-201	\$ 5,856,691.00
(e) Deferred Charges and Statutory Expenditures - Municipal	34-209	\$ 671,815.05
(g) Cash Deficit	46-885	\$ -
Excluded from "CAPS"	XXXXXXXXXX	XXXXXXXXXXXXXXXXXXXX
(a) Operations - Total Operations Excluded from "CAPS"	34-305	\$ 497,433.93
(c) Capital Improvements	44-999	\$ 10,000.00
(d) Municipal Debt Service	45-999	\$ 412,880.00
(e) Deferred Charges - Municipal	46-999	\$ 86,900.00
(f) Judgments	37-480	\$ -
(n) Transferred to Board of Education for Use of Local Schools (N.J.S. 40:48-17.1 &17.3)	29-405	\$ 16,551.00
(g) Cash Deficit	46-885	\$ -
(k) For Local District School Purposes	29-410	\$ -
(m) Reserve for Uncollected Taxes (Include Other Reserves if Any)	50-899	\$ 1,542,848.37
6. SCHOOL APPROPRIATIONS - TYPE I SCHOOL DISTRICTS ONLY (N.J.S. 40A:4-13)	07-195	\$
Total Appropriations	34-499	\$ 9,095,119.35

It is hereby certified that the within budget is a true copy of the budget finally adopted by resolution of the Governing Body on the 15th day of October, 2018. It is further certified that each item of revenue and appropriation is set forth in the same amount and by the same title as appeared in the 2018 approved budget and all amendments thereto, if any, which have been previously approved by the Director of Local Government Services.

Certified by me this 16th day of Oct, 2018 , Clerk
signature

Annual List of Change Orders Approved
Pursuant to N.J.A.C. 5:30-11

Contracting Unit: City of Salem

Year Ending: 12/31/2017


The following is a complete list of all change orders which caused the originally awarded contract price to be exceeded by more than 20 percent. For regulatory details please consult N.J.A.C. 5:30-11.1 et. Seq. Please identify each change order by name of the project.

- 1
- 2
- 3
- 4

For each change order listed above, submit with introduced budget a copy of the governing body resolution authorizing the change order and an Affidavit of Publication for the newspaper notice required by N.J.A.C. 5:30-11.9(d). (Affidavit must include a copy of the newspaper notice.)

If you have not had a change order exceeding the 20 percent threshold for the year indicated above, please check here and certify below.

Date



Clerk of the Governing Body